



zero[®]

Traditional bricklaying
with a joint-free look

zero[®], the Original.
since 2007



ZERO® AT A GLANCE

The traditionally laid brick with a joint-free look

Modern architecture and the traditionally laid brick. Thanks to Vandersanden there is finally a perfect way to combine them. The market leader in facing bricks now brings you Zero®, the **patented brick** with a joint-free look that can be laid in the traditional manner with mortar and trowel.

Elegant in its simplicity

Zero® bricks have a special recess on the top into which mortar can be applied in the traditional way. Moreover, the ratio between the length and width of the brick is ideal for laying bricks in a half-brick bond. This clever design means that Zero® bricks can be laid **quickly and easily**. Simplicity at its most elegant.

You can see the result

With Zero® you get an extremely durable facade with **sleek, modern lines** that show off the brickwork in all its purity. Another advantage: a brick facade is very **user-friendly and low-maintenance**, unlike many other materials.



WHY BRICK?

Eco-friendly, versatile and durable

Brick is a **warm, stylish and natural product**. It is an eco-friendly building material that can be used in numerous different ways. At Vandersanden, we still make our bricks according to a **centuries-old process**, that we have refined over the generations. Time-honoured doesn't mean outdated, however, as we use **state-of-the art-techniques** and installations. The result: your facade exudes **pure quality**. And it'll stay that way for a long time – at least 100 years!


But that's not all. Brick

- is extremely user-friendly and low-maintenance
- can withstand high pressures and frost
- is free of efflorescence
- is free of shrinkage and won't buckle under temperature variations
- will keep your home beautifully warm
- comes in designs to suit every taste and style, as you will discover when you read this brochure.



Did you know?

Vandersanden has been successfully producing high-quality bricks for three generations. We are constantly exploring new ideas to bring you innovative and beautiful finishing options with a timeless elegance. Zero® is one of our very best.



ZERO, NOTHING BUT BENEFITS

1.

The colour of the brick is not influenced by the colour of the joint. It gives you exactly what you want: a pure, sleek, brick facade that is perfect for a modern project.

**BUT THERE
ARE EVEN MORE
BENEFITS.**

EVEN MORE BENEFITS...

2.

You don't need joints, so there's no need to erect scaffolding - that saves you a lot of time and money..



3.

You can see the result immediately.

4.

You don't need any special tools. Your joint-free facade can be laid in the traditional way using a trowel and masonry mortar.



5.

The Zero® bricks are laid in the usual way: by tilting. This means that no excess mortar ends up on the front, and the bricks remain in pristine condition.



7.

Your facade will look perfect for longer: a facing brick stays clean much longer than a joint.



6.

The narrow, open lap-joints ensure excellent cavity ventilation.



Still got questions about ZERO®?
Flick through to the FAQ section of this brochure. You might find the answer to your question there.
Or go to: www.zerobrick.com.



www.zerobrick.com

Discover the 18 colours in the Zero® range. A stylish selection that is exactly right for your project.

Different techniques, different colours... Our joint-free Zero® bricks are laid. However, our complete range of traditional bricks can also be laid with joint-free techniques by gluing or using thin bed mortar. And you can choose from our complete colour range. Read more about it on page 16.



01 Zwart Mangaan / Mangan Schwarz



45 Lithium



11 Terra Rood / Terra Rot



59 Milano



55 Livorno



04 Platina



83 Pimenta



35 Salvia



77 Viterbo



75 Quartis



99 Marron



33 Parma



97 Robusta



43 Argentis



68 Safora



19 Sepia



73 Leto



38 Crème

The latest colours?

These can be found at:
www.zerobrick.com. It's definitely worth keeping an eye on our website.

Even more colours?

Are you planning a large project, like a block of flats? In individual cases we can also provide Zero® bricks in other Vandersanden colours. Ask us for more information.

zero®

97 Robusta



97 Robusta



55 Livorno

55 Livorno



97 Robusta



73 Leto



1 Zwart Mangan



1 Zwart Mangan



68 Safora

A FEW MORE TIPS, AND YOU'RE READY TO START

Whether you opt for Zero® or gluing, joint-free brickwork always needs a bit more care than traditional brickwork. After all, the reduced joint-width makes it difficult to correct things later. Here are some important points to bear in mind:

Lay the bricks out first to determine the average length of the bricks and the average width of the joints.

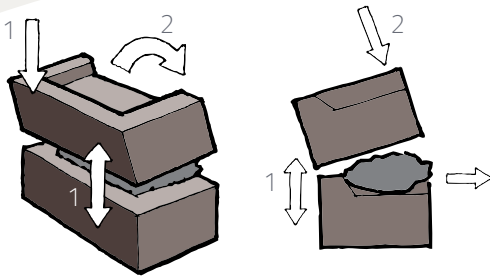
You need a specific type of mortar with enhanced adhesion.

The Zero® brick has to be tilted when laid. Press the front of the brick onto the previous course and then slowly put into place

working from front to back in a tilting motion, while the mortar is pressed down.

If Zero® brickwork is correctly laid there will be a lot less mortar visible than in the case of classic brickwork. Nevertheless, an unsuitable mortar colour will spoil the effect. To achieve a uniform appearance you should use matching mortar (e.g. red mortar with red facing brick). However, you can also use a darker mortar to enhance the shadow-effect of the joint.

Don't forget about other technical details such as corner finishing, lintels, upright courses, damp-proof foil, etc...



We're happy to help

Are you about to start a job with Zero®? We can help with useful advice in several ways. You can request one of our **explanatory brochures**, check out our online info at www.zerobrick.com, call us on +32 (0)89 790 250 or visit one of our **showrooms** or **local partners** (all the addresses are on our website).

This is what we mean by 'good service'.

Like to know more?

Ask for our extensive brochure with advice on laying Zero® brickwork. Or download it at: www.zerobrick.com.

FAQ

FREQUENTLY ASKED QUESTIONS

Do I have to use a specific masonry mortar with Zero®?

Yes, you do. You need a mortar that guarantees good adhesion. For this reason we recommend that you use ready-mixed mortars specially designed for this type of brickwork. Various mortar manufacturers make them. The contractor can check the adhesion on site with a cross test or a 1-minute test.



Can rain get through the open lap-joints?

No. This also applies to glued facades. Various tests have shown that 4 mm open joints do not let rain through. Furthermore, facing bricks absorb rain water because of their porous structure. They will also dry out quicker thanks to the open structure of Zero® walls. A joint-free facade is thus every bit as rainproof as a facade with joints.



Do I need more bricks per m²?

Yes, you do. In joint-free brickwork the facing brick plays a more prominent role. The joints are narrower and the length of the brick is adapted accordingly. You will need about 90 bricks per m².

How much mortar will I need?

Mortar consumption is about 30 kg/m², depending on the bricklayer, of course.

Should I use a coloured mortar?

This is a matter of personal taste. However, an unsuitable mortar colour can spoil the effect, even though there is very little mortar visible if Zero® brickwork is laid correctly. To achieve a uniform effect we recommend using a matching coloured mortar (e.g. red mortar with red brick). Alternatively, however, you might choose a darker mortar to enhance the shadow effect of the joint. Many mortar manufacturers offer a range of coloured mortars that are especially designed for joint-free brickwork. For more information ask your building merchant.

With Zero® is there a greater risk that insects, such as bees or wasps, can get through the open lap-joints and nest in the cavity?

No. In fact, the opposite is true. The open lap-joints are only 4 mm wide, which is too narrow for them to penetrate. Furthermore, bees and wasps don't like open and ventilated environments.



COLOURFUL TECHNIQUES

Zero® bricks are laid using the joint-free method. However, you can also use our traditional bricks. These can be either glued or laid with thin bed mortar. The advantage: you can choose from more than 100 different colours. To find your **favourite colour** ask for our general brochure (see back cover) or go to: www.vandersanden.com.

Glue or thin bed mortar: the choice is yours

When bricks are **glued** the traditional mortar is replaced by a glue mortar which is sprayed onto the brick surface using a pump or a spray gun. This technique can reduce the joint width to **about 4 mm**.

Thin bed mortar is half-way between a mortar and a glue. It is **cheaper** than gluing, but the joint-width can only be reduced to **around 6 mm**.



VANDERSANDEN, YOUR BEST CHOICE FOR BRICKS

There are lots of reasons for choosing Vandersanden. For one thing you can choose from a **huge range of bricks** and you can count on **pure quality** and a beautiful finish. That's already **one thing less to worry about** if you're doing building work or renovation.

However, you can also count on **sustainability across the board**. We are investing heavily in making our entire production and packaging process **more and more energy efficient**. We even make our **own electricity** using a combined heat and power installation.

However, as a tightly-knit family firm, sustainability means something more to us: **building a durable relationship** with our workers and with you. And we can only do that by delivering consistently high quality products and providing an **impeccable service**.



EN NBN ISO
9001:2000
CERTIFIED



86 BENOR 11

Don't wait, go now to: www.vandersanden.com to see our entire range. You'll also find technical information and the addresses of all our **showrooms and local partners**. You can order free samples of your favourite bricks.

Don't have Internet? No problem! Just ring us on: +32 (0)89 790 250, and our staff will be happy to help you.



EVEN MORE INTELLIGENT FACADE SOLUTIONS




E-BRICK

This ready-to-use combination of top-quality insulation panels and brick facade cladding saves you a great deal of time. For more information go to: www.e-brick.be.

E-BOARD

Are you a DIY enthusiast? Then E-Board is just what you need. First, you install the special top-quality insulation panels and then you apply the brick strips of your choice.



VANDERSANDEN
BRICKS

Do you love bricks? So do we. That's why three generations of our family have made it their mission to provide an extensive range of beautiful, timeless bricks, each one made with love and craftsmanship.

LIKE TO KNOW MORE ABOUT
THESE INNOVATIVE PRODUCTS?

- Go to: www.vandersanden.com.
- Request our brochures on +32 (0)89 790 250.
- Or drop into one of our showrooms.

BRICKS & BRICK SOLUTIONS

VANDERSANDEN GROUP

info@vandersanden.com
www.vandersanden.com

Our showrooms

SPOUWEN

Riemsterweg 300
B-3740 Spouwen (Bilzen)
Tel.: +32 (0)89 51 01 40
Fax: +32 (0)89 49 28 45

LANKLAAR

Nijverheidslaan 11
B-3650 Lanklaar (Dilsen)
Tel.: +32 (0)89 79 02 50
Fax: +32 (0)89 75 41 90

HALLUIN

Avenue de Machelen 14
F-59250 Halluin (Menen)
Tel: +33 (0)320 23 93 00
Fax: +33 (0)320 23 89 63

HEDIKHUIZEN

Bokhovenseweg 8
NL-5256 TC Hedikhuizen
Tel.: +31 (0)416 36 96 96
Fax: +31 (0)416 36 96 99

SPIJK

Spijksedijk 24
NL-6917 AD Spijk
Tel.: +31 (0)316 56 64 00
Fax: +31 (0)316 56 64 01

zero®